0161 SERIES

2.54x2.54mm(0.1"x0.1"), Female Header, Dual Row, Right Angle.

Specifications

Current Rating: 3 Amp
Insulation Resistance: 500 MΩ Min.
Dielectric Withstanding: 600 VAC
Contact Resistance: 20 mΩ Max.
Operating Temperature: −40°C to +105°C

Materials

Contact Material: Copper Alloy
Contact Plating: Gold/Tin over Nickel
Insulator: Glass Filled Polyester (UL 94V−0)

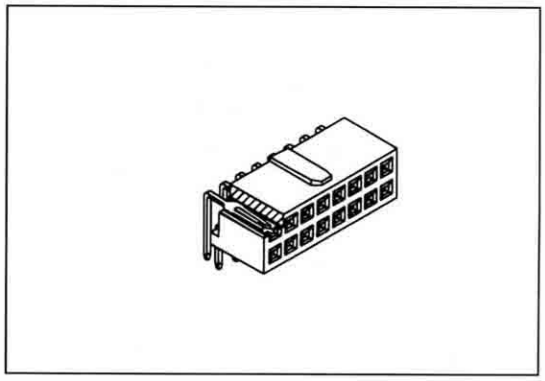

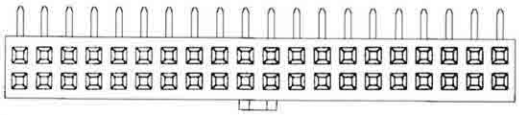

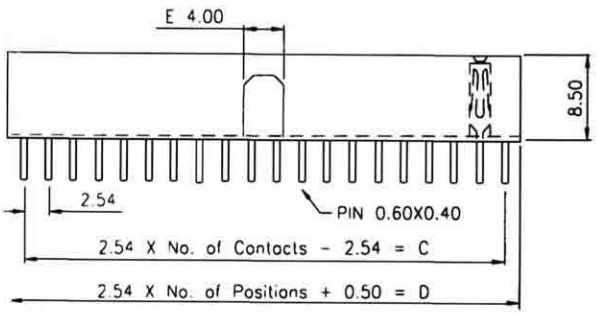

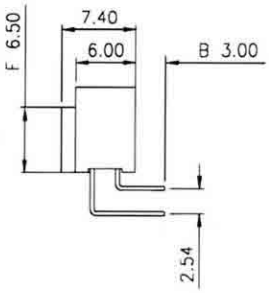

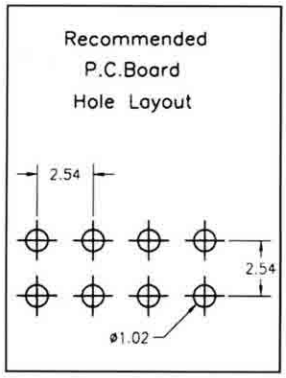

No. of Pins/Row	Dimension C	Information D
—	—	—
03	5.08	8.12
04	7.62	10.66
05	10.16	13.20
06	12.70	15.74
07	15.24	18.28
08	17.78	20.82
09	20.32	23.36
10	22.86	25.90
11	25.40	28.44
12	27.94	30.98

No. of Pins/Row	Dimension C	Information D
13	30.48	33.52
14	33.02	36.06
15	35.56	38.60
16	38.10	41.14
17	40.64	43.68
18	43.18	46.22
19	45.72	48.76
20	48.26	51.30
21	50.80	53.84
22	53.34	56.38
23	55.88	58.92

No. of Pins/Row	Dimension C	Information D
24	58.42	61.46
25	60.96	64.00
26	63.50	66.54
27	66.04	69.08
28	68.58	71.62
29	71.12	74.16
30	73.66	76.70
31	76.20	79.24
32	78.74	81.78
33	81.28	84.32
34	83.82	86.86

No. of Pins/Row	Dimension C	Information D
35	86.36	89.40
36	88.90	91.94
37	91.44	94.48
38	93.98	97.02
39	96.52	99.56
40	99.06	102.10

Ordering Information

0161 - X 4 0 4 X X 0

1:Tin
2: Gold
3:Half Gold

Position